



**DecoForme™**  
Wooden Wall

# DecoForme™

## Wooden Wall



Transform your interior space into a unique and welcoming atmosphere with DecoForme™ WoodenWall panels. These handcrafted panels, made from beautiful solid Oak, bring the warmth and comfort of nature into any room.



### Typical uses:

Uses include but not limited to:

- Dining rooms
- Entrance ways
- Bedrooms
- Hallways
- Living rooms
- Counters and bars
- Reception areas
- Board rooms
- Meeting rooms



### Features:

- 3D wooden wall design adds depth and character to any space
- Handcrafted by artisans for a unique and authentic look
- Made from beautiful solid wood
- A pre-finished product with no further finishing work required.
- Easy to install, no special tools required

# The DecoForme WoodenWall range:



## Chess

Technical Specs:

Size:  
600 x 150mm



Thickness:  
13 - 16mm



Package:  
1m<sup>2</sup> / 11pcs



## Dominus

Technical Specs:


Size:  
600 x 150mm



Thickness:  
11 - 21mm



Package:  
1m<sup>2</sup> / 11pcs



## Ergo

Technical Specs:

Size:  
720 x 100mm



Thickness:  
7.2 - 10.2mm



Package:  
1m<sup>2</sup> / 14pcs



## Oaken

Technical Specs:

Size:  
720 x 100mm



Thickness:  
7 - 13mm



Package:  
1m<sup>2</sup> / 14pcs



## Rubato

Technical Specs:


Size:  
600 x 150mm



Thickness:  
23mm



Package:  
1m<sup>2</sup> / 10pcs



## Orzo

Technical Specs:


Size:  
1180/590/320 x 10/8/6  
mm



Size:  
4 - 7mm



Package:  
1m<sup>2</sup> / 18pcs





## Fixing and Installation:

DecoForme™ WoodenWall is a decorative product designed to be easily installed by any builder, joiner, or weekend warrior. However, it's important to note that Impress Panels does not offer a proprietary fixing system for the product.

Here are the key steps for fixing and installing DecoForme™ WoodenWall:

- Measure the surface where you want to install the product and order the required amount of DecoForme™ WoodenWall panels.
- Acclimatisation
- Apply an elastic polymer-based mounting adhesive to glue the panels to the wall. Do not use dispersion-based (water based) adhesives, as this can lead to deformation of the panels.
- Make sure that the surface on which you will install the panels is relatively flat, clean, dry and free of dust.
- Start assembling the panels from the bottom up, leaving 3-5 mm gaps between the floor and walls.
- Apply a wood finish or paint to the panels as desired.

To download our Installation and Fixing Guide visit [www.impresspanels.co.nz](http://www.impresspanels.co.nz)





## Limitations and Design Considerations:

- DecoForme™ WoodenWall is a non-structural product developed for decorative purposes only.
- It is not recommended for use in high humidity areas.
- The panels can be cut to length as needed.
- Do not install the panels near direct sources of heat or fire.
- Do not use the panels as flooring or for outdoor use.
- DecoForme™ WoodenWall panels can be sealed or painted as desired to achieve the desired look.
- The panels can be arranged in a variety of patterns to create a unique and personalised design.
- When choosing the pattern and layout, consider the size and shape of the room, the colour scheme, and the overall design style.
- It is recommended to use DecoForme™ WoodenWall panels as an accent wall or to create a focal point in the room.
- For best results, consult with a professional interior designer or contractor to ensure proper installation and design.

## Care and Maintenance:

- Regularly dust the panels with a soft cloth or vacuum with a brush attachment to remove any dirt or debris.
- Avoid using harsh chemicals or abrasive cleaners on the panels, as they can damage the surface and finish.
- Do not allow water or other liquids to sit on the surface of the panels for an extended period, as this can cause water damage and warping.
- Avoid exposing the panels to direct sunlight or extreme temperature changes, as this can cause the wood to fade or warp over time.



  
**Impress Panels**



**p** 03 929 5641  
**e** [sales@impresspanels.co.nz](mailto:sales@impresspanels.co.nz)  
**w** [impresspanels.co.nz](http://impresspanels.co.nz)

DecoForme™ is marketed and distributed by Impress Panels, a  
division of LSG Group Ltd.